



How to use NYLOFUME® bags to protect food and other commodities during fumigations with VIKANE® gas fumigant.

NYLOFUME® bags are made from a special nylon polymer film. Research has demonstrated that double-bagging, as shown below, achieves optimum protection. All items such as food, feed, drugs and medicinals (including those items in refrigerators and freezers) must either be removed from the structure being fumigated or sealed in protective bags such as NYLOFUME®.


To assure proper sealing and good protection, please follow these instructions carefully:



1. While bags are still empty, place one inside another. Double bagging helps assure effective protection.



2. Place items to be protected inside the inner bag. Do not overfill—leave clearance on top for adequate closure of the bags.



3. Twist the top of the inner bag, fold once and secure the fold in place using a suitable fastener such as a twist tie, tape, rubber band or string.



4. Repeat step 3 with the outer bag.



5. Check the seal by pressing gently against the sides of the bag and listening for air leaks. No air should be able to escape.

IMPORTANT: Keep these and other such bags out of children's reach.

 **™ Dow AgroSciences LLC**

Printed in U.S.A

Form No. 311-56-042(10/93) 28954/3486905

®Nylofume and ®Vikane are Registered Trademarks of Dow AgroSciences LLC.